
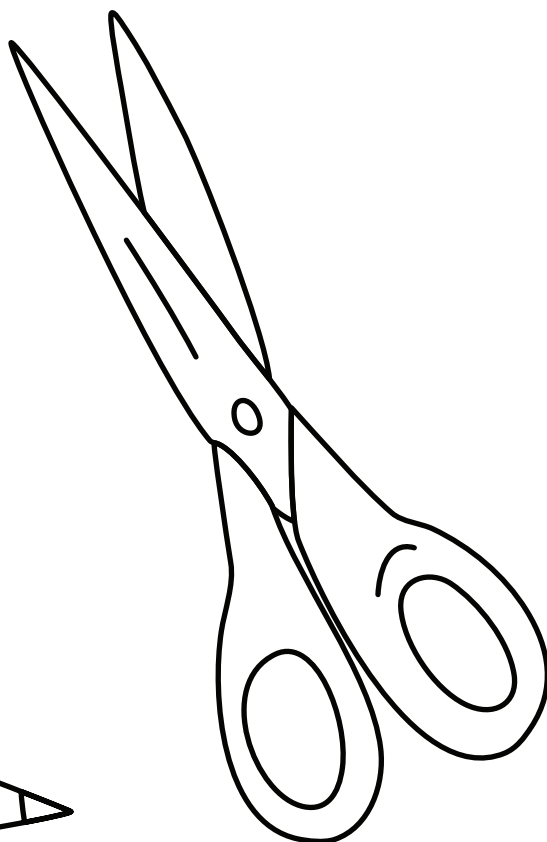



A Kindness Catcher

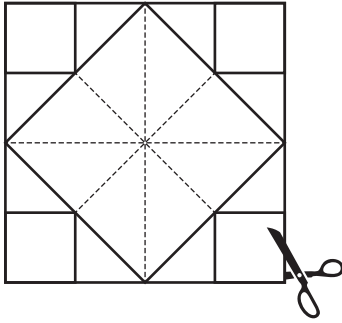


February is a month of kindness and love. Celebrate with your little one(s) by making an old-school cootie catcher, love and kindness styled! Using the catcher template, fill out the outer most corners with fun colors or shapes (hearts, lips, xoxo, flowers, colors, or a combination of both). On the two triangles by each outer square, add a number. On the eight remaining triangles in the middle, brainstorm ideas of things your child could do to show others kindness and/or love. Fill these middle triangles in with those ideas. Cut and fold your catcher—directions to fold your catcher are included. Then, have fun spreading kindness and love!

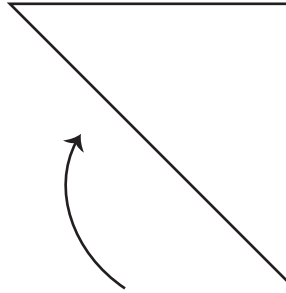


Directions to Fold Your Kindness (Cootie) Catcher

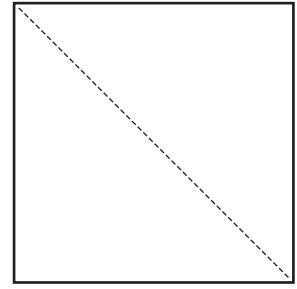
1. Cut out the square.



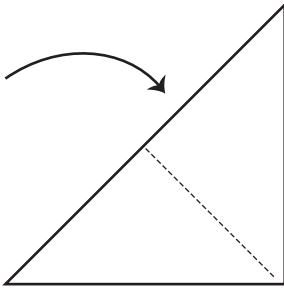
2. Fold over.



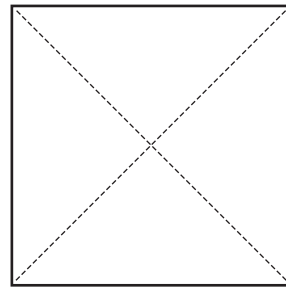
3. Unfold.



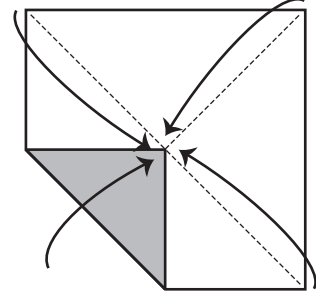
4. Fold over.



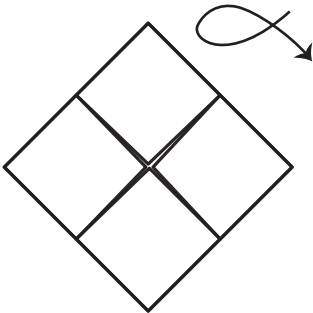
5. Unfold.



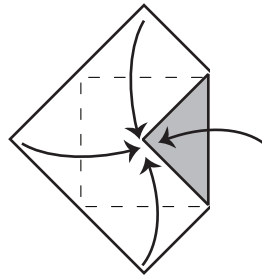
6. Fold all four corners to center.




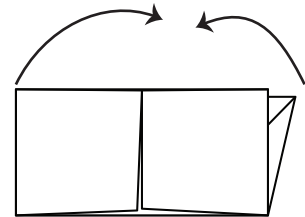
7. Keep folds together and turn over.



8. Fold all the corners to the center again.



9. Fold in half inwards.



My Kindness Catcher

